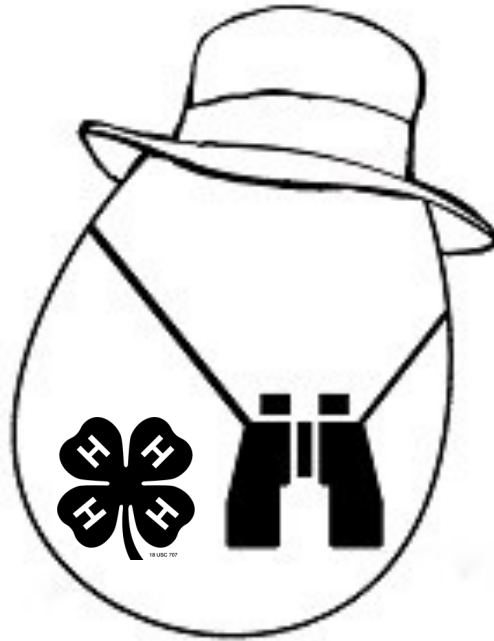


# Eggcellent Eggsplorers



Chicken Chain

**Project Record Book**  
**Cloverbud**

## North Carolina 4-H Project Record Guidelines

1. Each 4-H member should complete their 4-H Project Record to the best of their ability and turn it into their county 4-H agent by the county due date.
2. Project work should be reported for one year. You may add additional pages to the report form in sections 1,3,4,5,6,7. All information should only be listed **once** in the report form. This means you may have to choose the BEST place to report information.
3. Some of your goals and accomplishments may be shared with family and/or 4-H club members, but this project should be your **OWN** work.
4. All materials are property of North Carolina 4-H and may be used to showcase 4-H work but will not contain your personal information.

### **Guidelines For Completing Your Record Book:**

- Use this form as a guide for completing your record book. If you choose to type your record, feel free to use a word processing program. We do ask that you list the **Section Number** and **Title** at the top of the page.
- In the upper right hand corner of the outside cover, please include the following information: Name, County, District, Project Record Category, and Age Category.
- Place your Project Record in a 3 prong report folder (No 3 ring binders please).
- Please print legibly or type using Arial or Times New Roman font in size 12 ONLY. See link below for the form to download:

<http://www.nc4h.org/youth/4-h-awards-incentives-programs>

# Guidelines

**Your 4-H Project Record should have all 7 sections of the book in consecutive order and should only include things from THIS PROJECT PERIOD.**

## ***Personal Information***

Please be sure to complete all of the information requested on this page. Do not forget to list your Project Record Category. Make sure the appropriate people sign your Project Record.

## ***My 4-H Story***

Tell us your 4-H story! Your story should be no more than 4 pages. It can be typewritten or printed neatly. It should include your entire 4-H experience for this year. Introduce yourself to the judge. See specifics in Section 2.

## ***4-H Project Focus***

We "learn by doing" in 4-H. List the specific things you learned and did in this project area this year. List knowledge and skills gained as well as the things you learned how to do. Include dates and levels of participation. Please list the most important presentations, talks, exhibits, radio, TV, newspaper articles, tours, camps, judging events, workshops, and any other learning experiences in which you have participated related to your project. You should only include 4-H work completed in one program year.

## ***4-H Photos and Supporting Materials***

Include up to six 4-H scrapbook pages, which may include pictures (with descriptive captions that explains what is going on in the photo), news clippings, letters, certificates, poems, teaching tools, short stories, digital media, etc.

## ***Supplemental Activities***

Apply what you have learned during your project to complete the supplemental activities in the back of the book.

# North Carolina 4-H Project Record



## A Message to 4-H'ers:

### Introduction

Records are important because they show what you have learned and the skills you have learned as a 4-H'er! If you keep records every year, you will be able to look back at them and see how you have grown. The information you put in your 4-H records will be very helpful for you as you fill out other forms in your life, such as 4-H Portfolios, resumes, job applications, and college applications.

- This form is designed to help you keep records and other supporting materials in an orderly manner.
- Record keeping is an important part of every 4-H educational project.
- Many awards, educational trips, and college scholarships are given to club members based on their records and project work.
- Records show your 4-H growth. You may include 4-H work completed in one program year (January 1 – December 31).
- Do not alter the basic format of this book.
- You may hand write neatly or type in size 12 Arial or Times New Roman font.

## Your 4-H Project Record should contain the following sections:

Personal Information

4-H Story

4-H Project Focus

4-H Photos or Supporting Materials

Supplemental Activities

# Cloverbud Chicken Project Book

Project Book  
Cloverbuds age 5-7



Name:	Age (As of Jan. 1):
Project Title:	Grade:
Address:	City: State:
Zip: County:	Phone:
4-H Club Name:	Parent's Email:
Parent/Guardian's Signature & Date:	
4-H Agent/County Agent's Signature & Date:	

Eggcellent Eggsploers



Chicken Chain

# Cloverbud Chicken Project Book

Project Book  
Cloverbuds age 5-7



## My 4-H Story

3. Please write a story telling about yourself and your family. Include what you did in 4-H this year. Be sure to write at least one paragraph on the project you completed. What did you enjoy most this year? What did you learn about? What special events did you get to attend? Were you ever a helper this year? Try to make your story fun for the reader. You might include something funny that happened to you. You may dictate your story to your project helper. Please limit this to 4 pages. You may attached additional pages if needed. Front and back equals 2 pages.

Eggcellent Eggsploers



Chicken Chain

# Cloverbud Chicken Project Book

Project Book  
Cloverbuds age 5-7



## Planning my 4-H Year

What would you like to do with your 4-H project this year? This page is designed for you to record what you want to do and learn this year from your chicken chain project. The things you plan to learn and so are called “goals.” Goals can be completed alone or with your friends. To begin, list the things you’d like to learn or do. You can also list things you would like to complete in 4-H outside of the chicken chain project. List things like participating in specific projects, going to 4-H camp, modeling in a fashion show, serving as a 4-H helper for your leader, and serving as an officer.

## My 4-H Plan

1. List some things you would like to do or learn while completing your project.

---

---

---

---

---

---

---

---

2. Things I did in my project:

Date Completed:

---

---

---

---

---

---

---

---

Eggcellent Eggsploers



Chicken Chain

# Cloverbud Chicken Project Book

Information on my Project Animals



1. What breed of chicken did you raise? \_\_\_\_\_
2. How many chickens did you raise this year? \_\_\_\_\_
3. Where do your chickens live now as adults? Where did they live as baby chicks?  
\_\_\_\_\_
4. Are your chickens laying yet? How many eggs do they lay each day?  
\_\_\_\_\_
5. What color eggs do your chickens lay? \_\_\_\_\_
6. What do you feed your chickens? \_\_\_\_\_
7. What color are your chickens? \_\_\_\_\_
8. Do you know any signs of good health in your chickens?  
\_\_\_\_\_
9. What is an adult boy chicken called? What is an adult girl chicken called?  
\_\_\_\_\_
10. How long does a fertile egg take to hatch once incubated?  
\_\_\_\_\_
11. What is the most important nutrient your chickens should have access to at all times?  
\_\_\_\_\_
12. What is the yellow part inside an egg called?  
\_\_\_\_\_

Eggcellent Eggsplorers



Chicken Chain



# Cloverbud Chicken Project Book



## My Personal Touch

Use your creativity in this section to tell special things about your project. You may attach the items listed below. Please limit to 6 pages. Front and back is equal to 2 pages. Feel free to attach additional pages.

- Ribbons
- Photographs
- Letters
- Newspaper Articles
- Poem
- Drawings

Eggcellent Eggsploers



Chicken Chain

NC State University and N.C. A&T State University commit themselves to positive action to secure equal opportunity and prohibit discrimination and harassment regardless of age, color, disability, family and marital status, genetic information, national origin, political beliefs, race, religion, sex (including pregnancy), gender identity, sexual orientation and veteran status. NC State, N.C. A&T, U.S. Department of Agriculture, and local governments cooperating.



# Unscramble the Scrambled Eggs



Unscramble the words inside of each egg.



---



---



---



---



---



---

Eggcellent Eggsploers




Chicken Chain

# Cloverbud Chicken Project Book



## Parts of a Chicken



### Word Bank

- A. Beak    B. Shoulder    C. Comb    D. Toes    E. Ear Lobe    F. Tail  
G. Vent    H. Breast    I. Wattles    J. Shanks    K. Hock

Eggcellent Eggsplorers



Chicken Chain



# Hidden Word Find



I N C U B A T O R  
F E T H E E S G G  
E H A T C H I S H  
A P I P E G G K T  
T P E L D H L A O  
H E L A R O T E O  
E M B R Y O H B T  
R E C H I C K S G  
P E E C O M B S G  
P M E M B R A N E

Circle the hidden words on the list below. The words can be hidden up, down, or diagonally.

## Word Bank

Egg	Hatch	Egg Tooth
Embryo	Feather	Hen
Membrane	Shell	Beak

Eggcellent Eggsplorers



Chicken Chain


# Cloverbud Chicken Project Book



## Chicken Vocabulary

Put these words in alphabetical order.

Hatch	1.
Chicken	_____
Rooster	2.
Egg	3.
Hen	4.
Chick	5.
Yolk	6.
Feathers	7.
Wings	8.
Pullet	9.
	10.




Eggcellent Eggsplorers



Chicken Chain

# Cloverbud Chicken Project Book



## Down

1. An adult male chicken is called a \_\_\_\_\_?
2. What type of birds did you raise? (Scientific name: Gallus Domesticus)
4. Chickens are primarily used for meat, show, or \_\_\_\_\_?
5. A chicken \_\_\_\_\_ from an egg.

## Across

3. The yellow center of an egg is called a \_\_\_\_\_?
6. A chicken's body is covered in colorful \_\_\_\_\_?
7. What is the outside of an egg called?
8. An adult female chicken is called a \_\_\_\_\_?

Eggcellent Eggsplorers



Chicken Chain

# Cloverbud Chicken Project Book



Draw or paste a picture of you with your birds, your chickens themselves, and/or where they live.

*Eggcellent Eggsploers*



*Chicken Chain*

NC State University and N.C. A&T State University commit themselves to positive action to secure equal opportunity and prohibit discrimination and harassment regardless of age, color, disability, family and marital status, genetic information, national origin, political beliefs, race, religion, sex (including pregnancy), gender identity, sexual orientation and veteran status. NC State, N.C. A&T, U.S. Department of Agriculture, and local governments cooperating.