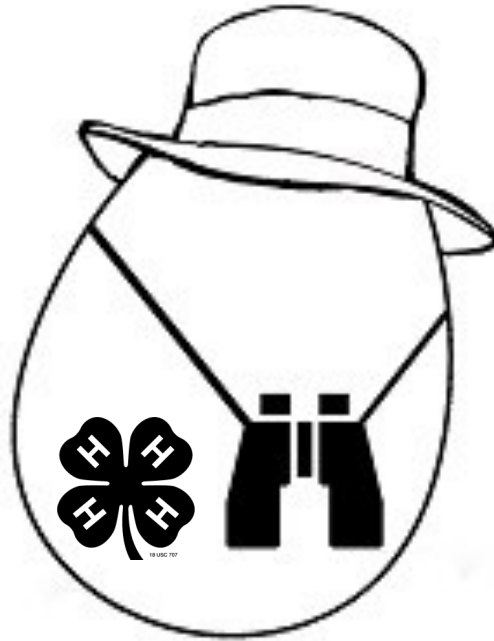


Eggcellent Eggsplorers



Chicken Chain

**Project Record Book
13-18 Year Olds**

North Carolina 4-H Project Record Guidelines

1. Each 4-H member should complete their 4-H Project Record to the best of their ability and turn it into their county 4-H agent by the county due date.
2. Project work should be reported for one year. You may add additional pages to the report form in sections 1, 3, 4, 5, 6, 7, 9, 10. All information should only be listed **once** in the report form. This means you may have to choose the BEST place to report information.
3. All materials are property of North Carolina 4-H and may be used to showcase 4-H work but will not contain your personal information.

Guidelines for completing your records:

- Use this form as a guide for completing your record book. If you choose to type your record, feel free to use a word processing program. We do ask that you list the Section Number and Title at the top of the page.
- In the upper right hand corner of the outside cover, please include the following information: Name, County, District, Project Record Category, and Age Category.
- Place your Project Record in a 3 prong report folder (No 3 ring binders please).
- Please print legibly or type using Arial or Times New Roman font in size 12 ONLY. See link below for the form to download:

<http://www.nc4h.org/youth/4-h-awards-incentives-programs>

Guidelines

Your 4-H Project Record should have all 10 sections of the book in consecutive order and should only include things from THIS YEAR (January 1 – December 31).

Section 1 – Personal Data and 4-H & You page

Please be sure to complete all of the information requested on this page. Do not forget to list your Project Record Category. Make sure the appropriate people sign your Project Record.

Section 2 – My 4-H Story

Write a story about your 4-H experiences, including what you've done, learned, and enjoyed. Your story should be no more than 4 pages. It can be typewritten or printed neatly. It should include your 4-H experience for this year in the story. Introduce the judges to who you are. See specifics in Section 2.

Section 3 – 4-H Project Focus

We "learn by doing" in 4-H. List the specific things you learned and did in this project area this year. Project work is from January – December. List knowledge and skills gained as well as the things you learned how to do. Use numbers to show how much you did and learned. Please list the most important presentations, talks, exhibits, radio, TV, newspaper articles, tours, camps, judging events, workshops, and any other learning experiences in which you have participated related to your project. You should only include 4-H work completed in one program year.

Section 4 – Leadership

This page is where you should list all the leadership activities in which you have participated. Be specific – list the number of people you taught and the name of the lesson. Leadership involves holding offices and serving on committees. It can also involve teaching workshops, volunteering at 4-H day camps, leading/facilitating club programs, organizing events and meetings, recruiting new members, serving as a 4-H Ambassador, and motivating peers to set a goal and take action. List ways you have been a leader and/or have learned about leadership. If you are listing non 4-H leadership activities, please list only those for which 4-H has helped you prepare. You should only include 4-H work completed in one program year. If your 4-H project focus is on Leadership you may write "See Section 3" as your answer in this section or use it to continue adding project work for Section 3.

Section 5 – Citizenship

As teenagers, it is important to participate and be involved in the political process and make a civic contribution in our communities. Citizenship activities might include: attending a town meeting where you were representing 4-H; sending a message to your state legislator about 4-H teen issues that have been identified on the state 4-H program level; promoting 4-H and Cooperative Extension to county commissioners or other government representatives, etc. If you are listing non 4-H citizenship activities, please list only those for which 4-H has helped you prepare. You should only include 4-H work completed in one program year. If your 4-H project focus is on Citizenship you may write "See Section 3" as your answer in this section or use it to continue adding project work for Section 3.

Section 6 – Community Service

Community service involves contributing to the quality of life in your community. Like many 4-H'ers, you may have participated in community service activities for your club or by yourself. Examples may include: volunteering at your local animal shelter, participating in a food drive, holding a fundraiser for your 4-H club, etc. List the number of hours you volunteered and who benefited from your volunteer service. If you are listing non 4-H Community Service activities, please list only those for which 4-H has helped you prepare. You should only include 4-H work completed in one program year. If your 4-H project focus is on Community Service you may write "See Section 3" as your answer in this section or use it to continue adding project work for Section 3.

Section 7 – 4-H Awards and Recognition

List certificates, ribbons and other awards you have won in the past year. Remember, only 4-H winnings go on this page! Specify whether they were National, Regional, State, District, County or Club awards. Experiences should be divided out between project specific awards that related to this Project Record area and other 4-H awards.

Section 8 – Non 4-H Experiences, Awards, and Recognition

List any other groups, clubs, organizations, or sports teams to which you belong, as well as other items that have had a significant impact in your life, such as camps, conferences, or a job. You may also list any awards you have won or recognition you have received outside of 4-H. Examples of activities you may have been involved in would include: school clubs, VBS, Girl Scouts, Boy Scouts, FFA, etc.

Section 9– 4-H Photos and Supporting Materials

Include up to six 4-H scrapbook pages, which may include pictures (with captions), news clippings, letters, certificates, poems, teaching tools, short stories, digital media, etc. Be sure to follow the guidelines closely especially the page limits.

Section 10– 4-H Goals Setting for the next year

In order to get the most out of your 4-H Project experiences, members must be actively involved in developing what their 4-H projects will be, set their own goals and making decisions on when and what they will do to accomplish their goals. Goals basically represent what your next "destination" will be. If your goals are well written, they will help members, parents, leaders and agents know exactly where you want your 4-H project to go. Your goals should have the following parts: "I want"; Action; Results; and a Timetable. You will develop the goals for the next year in your 4-H projects.

ACTION: How you will do something?

RESULTS: What you are going to do?

TIMETABLE: When you are going to do it.

Question to think about as you develop your goals for the next year in 4-H.

What are some things I really like to do?

How good am I already at these things?

How much do I know about this already?

Is there one thing I'd like to learn more about or learn to do better?

Are there completely new things that I want to learn or do?

A goal is:

- the point you strive to reach
- completed by a designated time
- short term or long term
- an ideal to strive towards, sometimes so far up, it is impossible to reach from the point you are now; but the point is by trying and working hard, you can obtain that goal.

	ACTION	RESULTS	TIMETABLE
I want	to learn	how to eat healthier	by December.
I want	to give	a 4-H presentation at DAD	by June.
I want	to train	my do to sit and stay	before summer is over.

For More Information contact:

Shannon McCollum
Extension 4-H Associate
shannon_mccollum@ncsu.edu
(919)515-8486
www.nc4h.org



North Carolina 4-H Project Record



A Message to 4-H'ers:

Introduction

Records are an important written summary of what you have learned and the skills that you have gained within your 4-H work, as well as in other parts of your life. Over a period of years your records will show how you have grown. The information on your 4-H records will be useful as you fill out other forms in your life such as 4-H Portfolio's, resumes, job applications and college applications.

- Record keeping is an important part of every 4-H educational project.
- Many awards, educational trips, and college scholarships are given to club members on the basis of their records and project work.
- Records show your 4-H growth. You may include 4-H work completed in one program year.
- This form is designed to help you keep records and other supporting materials in an orderly manner.
- Do not alter the basic format of this book.
- You may hand write neatly or type in size 12 Arial or Times New Roman font.

Your 4-H Project Record should contain the following sections:

Section 1 Personal Data and 4-H & You

Section 2 4-H Story

Section 3 4-H Project Focus

Section 4 Leadership

Section 5 Citizenship

Section 6 Community Service

Section 7 4-H Awards and Recognition

Section 8 Non 4-H Experiences, Awards, and Recognition

Section 9 4-H Photos or Supporting Materials

Section 10 4-H Goals Setting



SECTION 1: Personal Data

County You Participate In 4-H: _____

Program Year: _____

4-H Project Record Category in which you are entering: _____

Competition Category: 13 thru 15 years old 16 thru 18 years old

(age as of Jan. 1 for the project reporting year)

Number of years in the above program area: _____ Years in 4-H: _____

Name: _____ _____ _____ Male Female
(first) (middle) (last)

Name you want used in publicity: _____
(please print)

Home Mailing Address: _____

City: _____ State: _____ Zip Code: _____

Primary Telephone Number (include area code): _____

Date and Year of Birth: _____ Age as of January 1: _____
(age as of Jan. 1 for the project reporting year)

Names of parents or guardians: _____

Name of your 4-H club or group: _____ 4-H'ers Primary email address: _____

Name of School: _____ Grade in School: _____

Have you won District Gold in this age category previously. If so: What year _____. What District: _____

STATEMENT BY 4-H MEMBER

I give North Carolina 4-H permission to use my record as a sample, after identifying information has been removed, and allow North Carolina 4-H to use my Digital Media if any is provided to use for 4-H Marketing opportunities. I also understand that North Carolina 4-H will contact me before any of my information is shared.

I have personally prepared this report and certify that it accurately reflects my work:

Date: _____, 20 _____ Signature of 4-H Member: _____

APPROVAL OF THIS REPORT

We have reviewed this report and believe it to be correct:

Date: _____, 20 _____ Signed: _____
(Parent or guardian)

Date: _____, 20 _____ Signed: _____
(Local 4-H Leader)

Date: _____, 20 _____ Signed: _____
(County Extension Agent)

4-H & YOU!

Answer questions on separate paper if needed. Please retype the questions

Looking back over the past year in 4-H:

1. Discuss your favorite thing about 4-H. It does not have to relate to the project reported in Section 3.

2. Who is your role model in 4-H? Why?

3. Discuss the most important thing you have learned during the past year in 4-H.

Looking to the future:

4. If you were in charge of 4-H, how would you make it better? In your:

County:

District:

State:

SECTION 2

My 4-H Story

(Place your 4-H Story behind this page)

Your story is limited to no more than four (4) pages typed or handwritten. Your story should include all of your 4-H projects for this year.

Suggestion of things to include in your story:

Introduce yourself and include any information you choose to share about your interests, family, hobbies etc. Think about this as what would you say if you were given two minutes to introduce yourself.

Describe the impact 4-H has had on your life.

How has participating in the project you are completing in this Project Record impacted your personal growth?

Who has helped you in your 4-H journey?

How has your 4-H participation helped others?

What are your goals in life?

Summarize your experiences in 4-H.

Sections 3-5 of this record book can help you.



SECTION 3

4-H Project Focus

(Name of 4-H Project)

- We “learn by doing” in 4-H. List the specific things you learned and did in this project area during the past year.
- List knowledge and skills gained as well as the things you learned how to do. Use numbers to show how much you did and learned.
- Please list the most important presentations, talks, exhibits, camps, judging events, workshops, or any other learning experiences in which you have participated related to your project. Include dates and level of participation.
- Please list the work you have done this year (from January – December) using a bullet statement, list, and/or chart.

Activity & Date	Knowledge/Skills Gained from this Activity	Level
Attended 4-H Congress-July 25-28, 2016	Completed soil tester kit and learned to solder.	S
When completing your project record or portfolio, you may delete examples above.		

Savings, Profits, Losses

If applicable, please list your savings, profits, and losses when appropriate in this section.

(Attach pages here as needed)

*Level = L - Local, C - County, D - District, S - State, R - Regional, N - National



SECTION 4

Leadership

- List all leadership activities in which you have participated.
- Be specific – list the number of people you taught and the name of the lesson (when applicable).
- Leadership involves holding offices and serving on committees.
- It can also involve teaching workshops, volunteering at 4-H day camps, leading/facilitating club programs, organizing events and meetings, recruiting new members, serving as a 4-H Ambassador, and motivating peers to set a goal and take action.
- List ways you have been a leader and/or have learned about leadership.

Please denote 4-H Leadership activities with an asterisk. If you are listing non 4-H Leadership activities, please list only those for which 4-H has helped you prepare.

*Level = L - Local, C - County, D - District, S - State, R - Regional, N - National

Activity	Accomplishment/Hours	Level
4-H Club presentation (TAUGHT workshop)	15 members learned about presentations	L
4-H County Council Meeting (TAUGHT workshop)	28 club members learned how to make a healthy snack	C
4-H Club President	Led monthly meetings/12 hours	L
Coordinated service project at nursing home	75 residents participated/5 hours	C
When completing your project record or portfolio, you may delete examples above.		

(Attach pages here if needed)

SECTION 5

Citizenship

- As teenagers, it is important to be civically engaged and make positive contributions in our communities. One way to do this is by participating and being involved in the political process;
- Citizenship activities might include: attending a town meeting where you were representing 4-H; sending a message to your state legislator about 4-H teen issues that have been identified on the state 4-H program level; promoting 4-H and Cooperative Extension to county commissioners or other government representatives; etc.
- Please denote 4-H Citizenship activities with an asterisk. If you are listing non 4-H Citizenship activities, please list only those for which 4-H has helped you prepare.

Citizenship

Responsible citizenship is an individual's demonstration of love and devotion in response to duties, rights and privileges as a member of a community or country. It includes loyalty to one's place of residence (city, state, county, country); the entitlements and privileges of citizenship, including voting, protection, participation in government; obligations of citizenship; learning about history and celebrating historical and cultural events; and appreciating and valuing diversity.

*Level = L - Local, C - County, D - District, S - State, R - Regional, N - National

Description of Activity and or Accomplishment	Level
*Attended 4-H Youth Summit	S
*Attended County Commissioner Meeting	C
*Recognition by local government/county commissioners for holding flag retirement ceremony	L, C
Researched Candidates and watched debates on TV	L
*Participated in a workshop on flag etiquette	S
Toured NC Museum of History	S
Visited National Monuments in Washington DC	N
When completing your project record or portfolio, you may delete examples above.	

(Attach pages here if needed)

SECTION 6

Community Service

- List the community service activities you have participated in as a 4-H'er.
- Community service involves contributing to the quality of life in your community.
- Like many 4-H'ers, you may have participated in community service activities for your club or by yourself. Examples may include: volunteering at your local animal shelter, participating in a food drive, holding a fundraiser for your 4-H club, etc.
- List the number of hours you volunteered and who benefited from your volunteer service.

Please denote 4-H Community Service activities with an asterisk. If you are listing non 4-H Community Service activities, please list only those for which 4-H has helped you prepare.

*Level = L - Local, C - County, D - District, S - State, R - Regional, N - National

Examples

Activity	Hours	Level
Donated 2 bags of canned goods for Food for Families Food Drive	2	L
Writing letters to soldier	2	N
Made no sew blankets for the homeless shelter	5	C
Picked up trash at local park	2	L
Packed 10 book bags for Backpack Buddies	5	C
Packed food bags at 4-H Congress for Feeding Children Everywhere	3	S
When completing your project record or portfolio, you may delete examples above.		

SECTION 7

4-H Awards and Recognition

- List all the awards, honors, and recognitions you have received in 4-H, including contests, trips, certificates, ribbons, etc. Remember, only 4-H winnings go on this page! Specify whether they were National, Regional, State, District, County or Club awards.
- Experiences should be divided out between project specific awards that related to this Project Record area and other 4-H awards. List your Project specific awards first then follow with other awards for each page.

If you have not received any awards, do not leave the section blank. Instead write “No Awards Received”.

Project Awards (Section 3 awards)

Award/Recognition	For What Received	Level
Gold Medal	Electric Portfolio	D,S
Certificate	Duke/Progress County Delegate	C
When completing your project record or portfolio, you may delete examples above.		

Other 4-H Awards

Award/Recognition	For What Received	Level
Certificate of Participation	Attendance State 4-H Marsh Maneuvers	S
Certificate & Blue Ribbon	Area Commodity Ambassador	
When completing your project record or portfolio, you may delete examples above.		

(Attach pages here)



*Level = L - Local, C - County, D - District, S - State, R - Regional, N - National

SECTION 8

Non 4-H Experiences

- List any other groups, clubs, organizations, or sports teams to which you belong, as well as other items that have had a significant impact in your life, such as camps, conferences, or a job.

Participation Level/Accomplishments
Youth Praise Team member
Captain of Softball Team
When completing your project record or portfolio, you may delete examples above.

Non 4-H Awards & Recognition

- You may also list any awards you have won or recognition you have received outside of 4-H. Examples of activities you may have been involved in would include: school clubs, VBS, Girl Scouts, Boy Scouts, FFA, etc.

Type of Award/Recognition	For What Received
Plaque – 1 st place	Community Beautification poster contest
When completing your project record or portfolio, you may delete examples above.	

If you have not received any awards, do not leave the section blank. Instead write “No Awards Received”.

(Attach pages here)

*Level = L - Local, C - County, D - District, S - State, R - Regional, N - National



SECTION 9

4-H Photos and Supporting Materials

- The majority of this section should be about this specific project.
- Also include a small portion on your other 4-H projects and activities.
- There is a six-page limit.
- This can include pictures (with captions), drawings, news clippings, letters, certificates, poems, teaching tools, short stories etc.
- Please do not attach any item thicker than 1/8 of an inch.
- The use of clear non-glare protective sheets is **optional**.

Digital media should be no more than two minutes long. Please use YouTube to upload your videos, as this is our preferred method. Also, please note that all videos must have closed caption incorporated into it. This is a requirement. All digital media will count as one page.

(Attach pages here)



SECTION 10

4-H Goal Setting

Set
Goals!

What would you like to do next year in 4-H (after you submit this project)? On a separate piece of paper, please use the guide below to plan your 4-H goals for next year. Include goals for your entire 4-H year as well as goals for this specific project. There is no page limit to this section.

	ACTION	RESULTS	TIMETABLE
I want	to learn	how to eat healthier	by December.
I want	to give	a 4-H presentation at DAD	by June.
I want	to train	my dog to sit and stay	before summer is over.



(Attach pages here)

Senior Learning Guide

Information on my
Project Animal



1. What breed of chicken did you raise? _____
2. How many chickens did you raise this year? _____
3. Where do your chickens live now as adults? Where did they live as baby chicks?

4. Are your chickens laying yet? How many eggs do they lay each day?

5. What color eggs do your chickens lay? _____
6. What do you feed your chickens? _____
7. What color are your chickens? _____
8. Do you know any signs of good health in your chickens?

9. What is an adult boy chicken called? What is an adult girl chicken called?

10. How long does a fertile egg take to hatch once incubated?

11. What is the most important nutrient your chickens should have access to at all times?

12. What is the yellow part inside an egg called?

Eggcellent Eggsplorers




Chicken Chain

Senior Learning Guide



Parts of a Chicken



Word Bank

- A. Beak B. Shoulder C. Comb D. Toes E. Ear Lobe F. Tail
G. Vent H. Breast I. Wattles J. Shanks K. Hock

Eggcellent Eggsploers



Chicken Chain



Hidden Word Find



I	N	C	U	B	A	T	O	R
F	E	T	H	E	E	S	G	G
E	H	A	T	C	H	I	S	H
A	P	I	P	E	G	G	K	T
T	P	E	L	D	H	L	A	O
H	E	L	A	R	O	T	E	O
E	M	B	R	Y	O	H	B	T
R	E	C	H	I	C	K	S	G
P	E	E	C	O	M	B	S	G
P	M	E	M	B	R	A	N	E

Circle the hidden words on the list below. The words can be hidden up, down, or diagonally.

Word Bank

Egg
Embryo
Membrane

Hatch
Feather
Shell

Egg Tooth
Hen
Beak

Eggcellent Eggsplorers



Chicken Chain

Senior Learning Guide



Science Vocabulary

Put these words in alphabetical order.

Hatch	Chicken	Temperature	Peeps	Egg Tooth	Membrane
Heart	Rooster	Blood Vessels	Egg	Hen	Incubator
Beak	Chick	Fertilized	Yolk	Embryo	Development
White	Thermometer	Shell	Wings	Feathers	Pullet


- | | |
|-----------|-----------|
| 1. _____ | 13. _____ |
| 2. _____ | 14. _____ |
| 3. _____ | 15. _____ |
| 4. _____ | 16. _____ |
| 5. _____ | 17. _____ |
| 6. _____ | 18. _____ |
| 7. _____ | 19. _____ |
| 8. _____ | 20. _____ |
| 9. _____ | 21. _____ |
| 10. _____ | 22. _____ |
| 11. _____ | 23. _____ |
| 12. _____ | 24. _____ |

Eggcellent Eggsplorers



Chicken Chain

Senior Learning Guide



Down

1. An adult male chicken is called a _____?
2. What type of birds did you raise? (Scientific name: Gallus Domesticus)
4. Chickens are primarily used for meat, show, or _____?
5. A chicken _____ from an egg.

Across

3. The yellow center of an egg is called a _____?
6. A chicken's body is covered in colorful _____?
7. What is the outside of an egg called?
8. An adult female chicken is called a _____?

Eggcellent Eggsplorers



Chicken Chain

Senior Learning Guide



Match the terminology word with the correct definition.

1. Condition
2. Carriage
3. Scales
4. Molt
5. Necropsy
6. Cull
7. Heredity
8. Phenotype
9. Environment
10. Coccidiosis
11. Gallus domesticus
12. Palatability

A. examination of a dead bird or animal to determine cause of death
B. remove a bird from a flock based on an illness
C. the small, hard overlapping plates that cover a bird's legs
D. the state of the bird's health, including sufficient weight
E. the posture of the bird
F. The degree to which a feed is liked or accepted.
G. Genus and species of the domestic chicken.
H. The appearance of an animal or one of its traits; the way an animal looks or behaves as determined.
I. The process of shedding old feathers and growing new feathers.
J. The transmission of genetic material from animals to their young.
K. A common and serious intestinal protozoal parasite.
L. All the external factors with which an animal's genotype interacts to determine the animal's phenotype.

Eggcellent Eggsplorers



Chicken Chain

Senior Learning Guide



Write a 3 to 5 paragraph story about the history of the breed that you chose to raise for the Tri-County Chicken Chain.

Eggcellent Eggsploers



Chicken Chain

NC State University and N.C. A&T State University commit themselves to positive action to secure equal opportunity and prohibit discrimination and harassment regardless of age, color, disability, family and marital status, genetic information, national origin, political beliefs, race, religion, sex (including pregnancy), gender identity, sexual orientation and veteran status. NC State, N.C. A&T, U.S. Department of Agriculture, and local governments cooperating.

Senior Learning Guide



Record some signs and symptoms of the common chicken and poultry diseases below in the blank boxes:

1. Mites and Lice	
2. Avian Influenza	
3. Infectious Bronchitis	
4. Coccidiosis	
5. Merek's Disease	
6. Newcastle Disease	
7. Fowl Pox	
8. Bumblefoot	
9. Egg Binding/Prolapse	
10. Rickets	

Eggcellent Eggsploers



Chicken Chain